

Hot Deploy

* description : How to set Hot Deploy to Tomcat Server * author : shlim@repia.com * email : shlim@repia.com * lastupdate : 2021-10-08 Fri

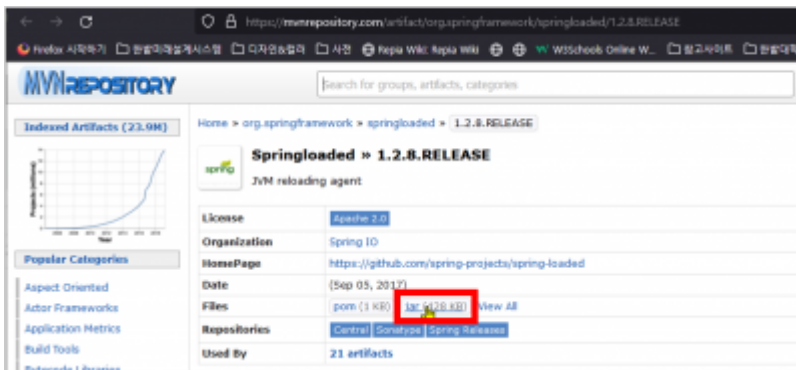
Hot Deploy

* Java 가 가 Java

*

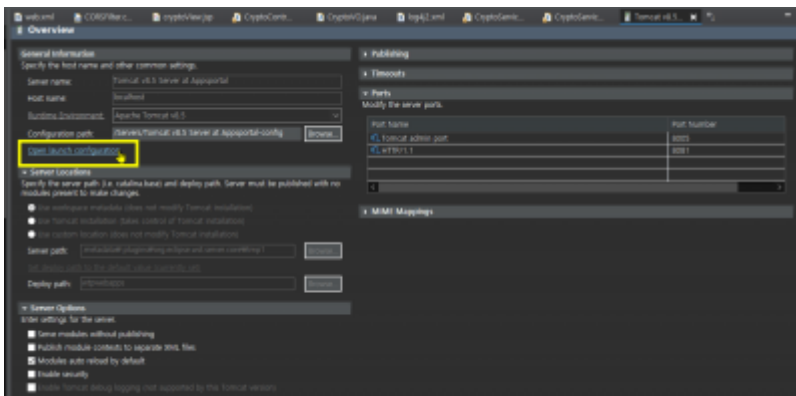
Step

1. MVN Repository - Springloaded 1.2.3.RELEASE]] [springloaded-1.2.8.RELEASE.jar](#)
 ()



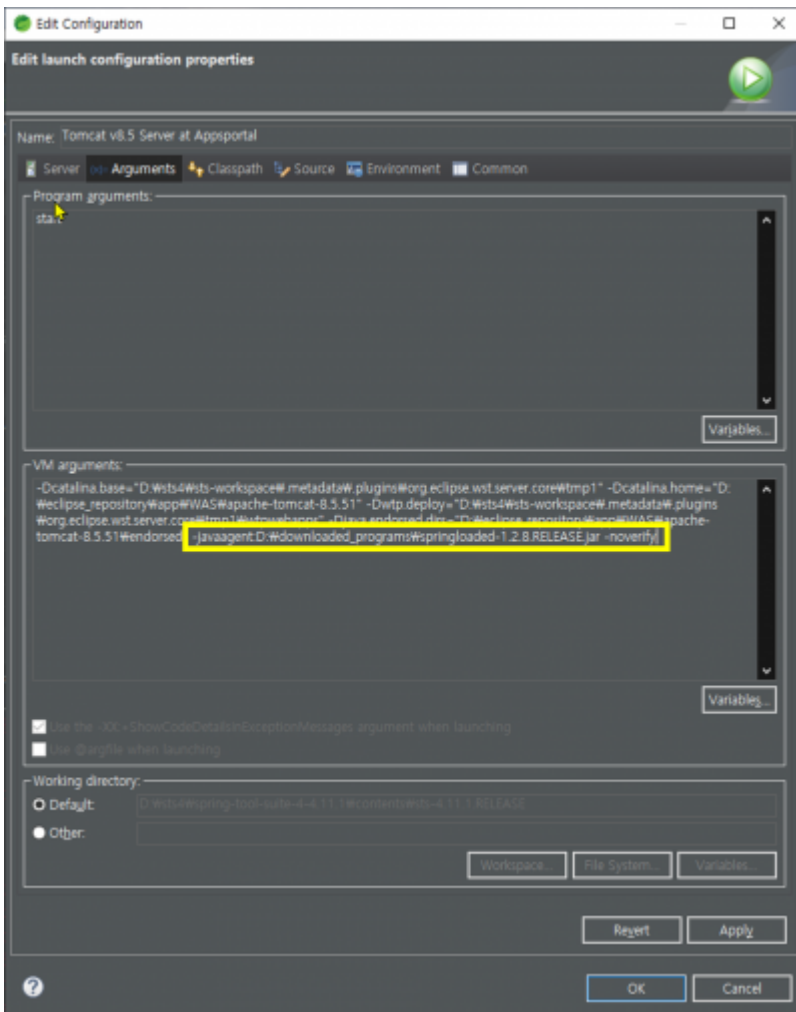
2. springloaded Tomcat Server .

3. Tomcat Server Overview **Open launch configuration** .



4. Edit Configuration properties > Arguments > VM arguments: > Apply > OK

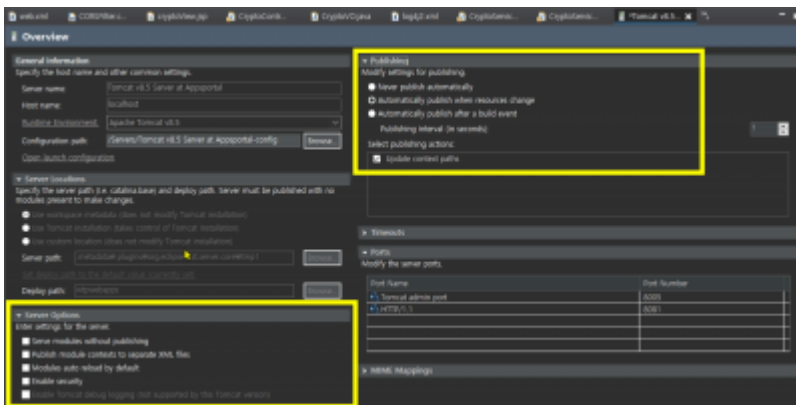
```
-javaagent: -noverify // form  
-javaagent:D:\downloaded_programs\springloaded-1.2.8.RELEASE.jar -noverify  
// example
```



5. Tomcat Server Overview

- Server Options
- Publishing

Automatically publish when resources change



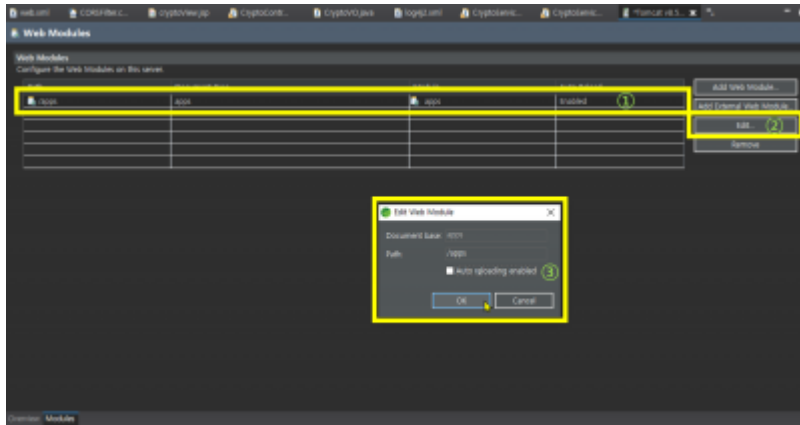
6. Tomcat Server Overview

- Modules
- Path
- Edit

• Edit Web Module

Auto reloading enabled

> OK



-> springloaded가 , WAS 가

Source of this article

[IT] (Hot Deploy)

Eclipse, tomcat hot deploy (with springloaded)

, tomcat, was, hot, deploy, hotdeploy

From: <http://125.132.25.164/dokuwiki/> -

. - 2023.12

Permanent link: http://125.132.25.164/dokuwiki/doku.php?id=wiki:was:tomcat:hot_deploy&rev=1647008155

Last update: **2022/03/11 23:15**

