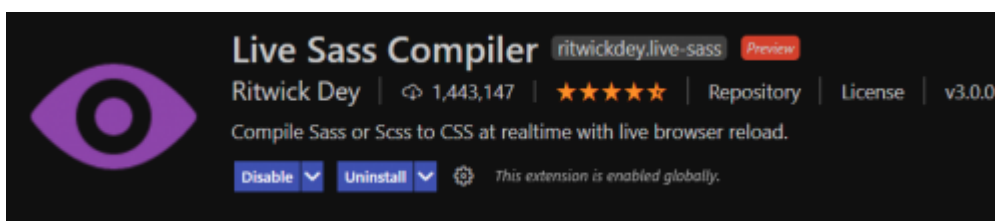


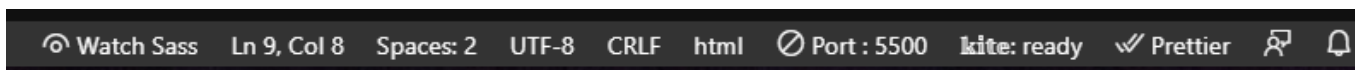
# Sass settings in VS Code

- description : Sass @extend and Inheritance
- author :
- email : shlim@repia.com
- lastupdate : 2021-07-20

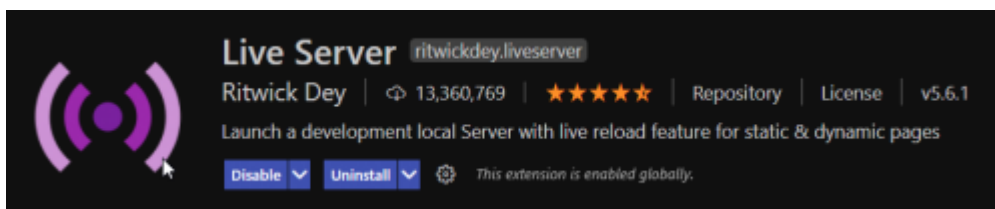
1. VS Code extensions > Live Sass Compiler



VS Code "Watch Sass"



2. VS Code extensions > Live Server



3. VS Code (1) Ctrl + Shift+ p > Preferences: Open Settings (JSON)

(2) "settings.json"

```
"liveSassCompile.settings.generateMap": true,
"liveSassCompile.settings.formats": [
  {
    "format": "expanded",
    "extensionName": ".css",
    "savePath": "/dist"
  }
]
```

(3) scss

1. Watch Sass , Watching... CSS

- 2. "settings.json" dist
- 3. , live server html css가

## Ref

[How I setup VS Code for a beginner front-end workflow by Jessica Chen, Coder Coder](#)

[Live Server](#) [Live Sass Compiler](#) [github](#)  
[ritwickdey/vscode-live-sass-compiler](#)

[, Sass, @extend, and, Inheritance](#)

From:  
<http://125.132.25.164/dokuwiki/> -

. - 2023.12

Permanent link:  
[http://125.132.25.164/dokuwiki/doku.php?id=wiki:sass:sass\\_setting\\_in\\_vs\\_code&rev=1626765349](http://125.132.25.164/dokuwiki/doku.php?id=wiki:sass:sass_setting_in_vs_code&rev=1626765349)

Last update: **2022/03/10 19:52**

