

CSS Navigation Bar

- description : CSS Horizontal Navbar
- author :
- email : shlim@repia.com
- lastupdate : 2021-03-30

Horizontal Navigation Bars

가 (inline) 가 가 (floating) . \

Inline List Items

가 (inline) 가 “ ” ,
[Home](#) [News](#) [Contact](#) [About](#)

```
ul { list-style-type: none; margin: 0; padding: 0; } li { display: inline; }
```

- [Home](#)
- [News](#)
- [Contact](#)
- [About](#)

```
• display: inline; -      <li>      .      ,
```

Floating List Items

가

,



[Home](#) [News](#) [Contact](#) [About](#)

Note:If a !DOCTYPE is not specified, floating items can produce unexpected results.

A background color is added to the links to show the link area. The whole link area is clickable, not just the text.

Note: overflow:hidden is added to the ul element to prevent li elements from going outside of the list..

```
ul { list-style-type: none; margin: 0; padding: 0; overflow: hidden; } li { float: left; } li a { display: block; padding: 8px; background-color: #dddddd; }
```

- [Home](#)
- [News](#)
- [Contact](#)
- [About](#)

Note:If a !DOCTYPE is not specified, floating items can produce unexpected results.

A background color is added to the links to show the link area. The whole link area is clickable, not just the text.

Note: overflow:hidden is added to the ul element to prevent li elements from going outside of the list..

- float: left; -float
- display: block; - (가 , , ,) float
- padding: 8px; - 가 float
- background-color: #dddddd; - 가

Tip:

, <a>

가

```
ul { list-style-type: none; margin: 0; padding: 0; overflow: hidden; background-color: #dddddd; } li { float: left; } li a { display: block; padding: 8px; }
```

- [Home](#)
- [News](#)
- [Contact](#)
- [About](#)

A background color is added to the list instead of each link to create a full-width background color

Note: overflow:hidden is added to the ul element to prevent li elements from going outside of the list.

Result

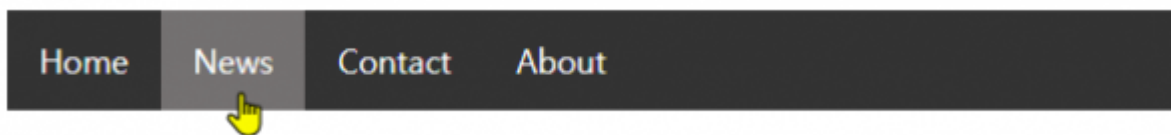


A background color is added to the list instead of each link to create a full-width background color

Note: overflow:hidden is added to the ul element to prevent li elements from going outside of the list.

Horizontal Navigation Bar Example

가 , 가



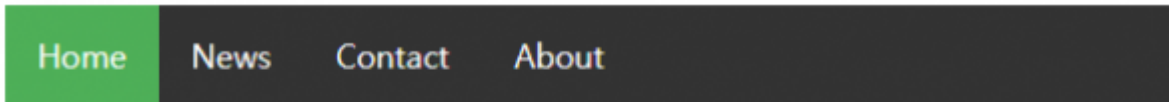
```
ul { list-style-type: none; margin: 0; padding: 0; overflow: hidden; background-color: #333; } li { float: left; } li a { display: block; color: white; text-align: center; padding: 14px 16px; text-decoration: none; } li a:hover { background-color: rgb(116, 113, 113); }
```

- [Home](#)

- [News](#)
- [Contact](#)
- [About](#)

Active/Current Navigation Link

“active” 가 , 가 .



```
ul { list-style-type: none; margin: 0; padding: 0; overflow: hidden; background-color: #333; } li { float: left; } li a { display: block; color: white; text-align: center; padding: 14px 16px; text-decoration: none; } li a:hover:not(.active) { background-color: rgb(116, 113, 113); } .active { background-color: #4caf50; }
```

- [Home](#)
- [News](#)
- [Contact](#)
- [About](#)

Right-Align Links

(list items) , (float : right);



```
ul { list-style-type: none; margin: 0; padding: 0; overflow: hidden; background-color: #333; } li { float:
```

```
left; } li a { display: block; color: white; text-align: center; padding: 14px 16px; text-decoration: none;
} li a:hover:not(.active) { background-color: rgb(116, 113, 113); } .active { background-color:
#4caf50; }
```

- [Home](#)
- [News](#)
- [Contact](#)
- [About](#)

Border Dividers

(link dividers)

border-right

가

:



```
ul { list-style-type: none; margin: 0; padding: 0; overflow: hidden; background-color: #333; } li { float:
left; border: 1px solid #bbb; } li:last-child { border-right: none; } li a { display: block; color: white;
text-align: center; padding: 14px 16px; text-decoration: none; } li a:hover:not(.active) { background-
color: rgb(116, 113, 113); } .active { background-color: #4caf50; }
```

- [Home](#)
- [News](#)
- [Contact](#)
- [About](#)

Fixed Navigation Bar

가

,

.

Fixed Top

```
body { margin: 0; } ul { list-style-type: none; margin: 0; padding: 0; overflow: hidden; background-
color: #333; position: fixed; top: 0; width: 100%; } li { float: left; } li a { display: block; color: white;
text-align: center; padding: 14px 16px; text-decoration: none; } li a:hover:not(.active) { background-
```

```
color: rgb(116, 113, 113); } .active { background-color: #4caf50; }
```

- [Home](#)
- [News](#)
- [Contact](#)
- [About](#)

Fixed Top Navigation Bar

Scroll this page to see the effect

The navigation bar will stat at the top of the page while scrolling

Lorem, ipsum dolor sit amet consectetur adipisicing elit. Totam, ullam.

Lorem, ipsum dolor sit amet consectetur adipisicing elit. Totam, ullam.

Lorem, ipsum dolor sit amet consectetur adipisicing elit. Totam, ullam.

Lorem, ipsum dolor sit amet consectetur adipisicing elit. Totam, ullam.

Lorem, ipsum dolor sit amet consectetur adipisicing elit. Totam, ullam.

Lorem, ipsum dolor sit amet consectetur adipisicing elit. Totam, ullam.

Lorem, ipsum dolor sit amet consectetur adipisicing elit. Totam, ullam.

Lorem, ipsum dolor sit amet consectetur adipisicing elit. Totam, ullam.

Lorem, ipsum dolor sit amet consectetur adipisicing elit. Totam, ullam.

Lorem, ipsum dolor sit amet consectetur adipisicing elit. Totam, ullam.

Lorem, ipsum dolor sit amet consectetur adipisicing elit. Totam, ullam.

Lorem, ipsum dolor sit amet consectetur adipisicing elit. Totam, ullam.

Lorem, ipsum dolor sit amet consectetur adipisicing elit. Totam, ullam.

Lorem, ipsum dolor sit amet consectetur adipisicing elit. Totam, ullam.

Fixed Bottom

```
body { margin: 0; } ul { list-style-type: none; margin: 0; padding: 0; overflow: hidden; background-color: #333; position: fixed; bottom: 0; width: 100%; } li { float: left; } li a { display: block; color: white; text-align: center; padding: 14px 16px; text-decoration: none; } li a:hover:not(.active) { background-color: rgb(116, 113, 113); } .active { background-color: #4caf50; }
```

- [Home](#)
- [News](#)
- [Contact](#)
- [About](#)

Fixed Top Navigation Bar

Scroll this page to see the effect

The navigation bar will stay at the top of the page while scrolling

Lorem, ipsum dolor sit amet consectetur adipisicing elit. Totam, ullam.

Lorem, ipsum dolor sit amet consectetur adipisicing elit. Totam, ullam.

Lorem, ipsum dolor sit amet consectetur adipisicing elit. Totam, ullam.

Lorem, ipsum dolor sit amet consectetur adipisicing elit. Totam, ullam.

Lorem, ipsum dolor sit amet consectetur adipisicing elit. Totam, ullam.

Lorem, ipsum dolor sit amet consectetur adipisicing elit. Totam, ullam.

Lorem, ipsum dolor sit amet consectetur adipisicing elit. Totam, ullam.

Lorem, ipsum dolor sit amet consectetur adipisicing elit. Totam, ullam.

Lorem, ipsum dolor sit amet consectetur adipisicing elit. Totam, ullam.

Lorem, ipsum dolor sit amet consectetur adipisicing elit. Totam, ullam.

Lorem, ipsum dolor sit amet consectetur adipisicing elit. Totam, ullam.

Lorem, ipsum dolor sit amet consectetur adipisicing elit. Totam, ullam.

Lorem, ipsum dolor sit amet consectetur adipisicing elit. Totam, ullam.

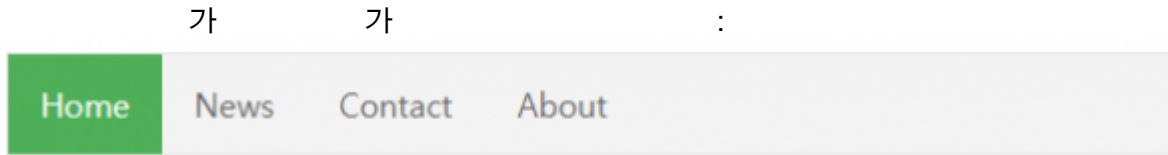
Lorem, ipsum dolor sit amet consectetur adipisicing elit. Totam, ullam.

Lorem, ipsum dolor sit amet consectetur adipisicing elit. Totam, ullam.

Lorem, ipsum dolor sit amet consectetur adipisicing elit. Totam, ullam.

Note: (fixed position)

Gray Horizontal Navbar



```
ul { list-style-type: none; margin: 0; padding: 0; overflow: hidden; border: 1px solid #e7e7e7; background-color: #f3f3f3; } li { float: left; } li a { display: block; color: #666; text-align: center; padding: 14px 16px; text-decoration: none; } li a:hover:not(.active) { background-color: #ddd; } li a.active { color: white; background-color: #4caf50; }
```

- [Home](#)
- [News](#)
- [Contact](#)
- [About](#)

Sticky Navbar

```
sticky navbar position: sticky; <ul> 가 .  
sticky relative fixed .  
가 , relative “ ” (position  
: fixed ).
```

```
body { font-size: 28px; } ul { list-style-type: none; margin: 0; padding: 0; overflow: hidden; background-color: #333; position: -webkit-sticky; /* Safari */ position: sticky; top: 0; } li { float: left; } li a { display: block; color: white; text-align: center; padding: 14px 16px; text-decoration: none; } li a:hover { background-color: #111; } .active { background-color: #4caf50; }
```

Scroll Down

Scroll down to see the sticky effect.

- [Home](#)
- [News](#)
- [Contact](#)

sticky Navigation Bar Example

The navbar will **stick** to the top when you reach its scroll position.

Note: Internet Explorer do not support sticky positioning and Safari requires a `-webkit-` prefix.

Some text to enable scrolling. Lorem ipsum dolor sit amet, illum definitiones no quo, maluisset concludaturque et eum, altera fabulas ut quo. Atqui causae gloriatur ius te, id agam omnis evertitur eum. Affert laboramus repudiandae nec et. Inciderint efficiantur his ad. Eum no molestiae voluptatibus.

Some text to enable scrolling. Lorem ipsum dolor sit amet, illum definitiones no quo, maluisset concludaturque et eum, altera fabulas ut quo. Atqui causae gloriatur ius te, id agam omnis evertitur eum. Affert laboramus repudiandae nec et. Inciderint efficiantur his ad. Eum no molestiae voluptatibus.

Some text to enable scrolling. Lorem ipsum dolor sit amet, illum definitiones no quo, maluisset concludaturque et eum, altera fabulas ut quo. Atqui causae gloriatur ius te, id agam omnis evertitur eum. Affert laboramus repudiandae nec et. Inciderint efficiantur his ad. Eum no molestiae voluptatibus.

Some text to enable scrolling. Lorem ipsum dolor sit amet, illum definitiones no quo, maluisset concludaturque et eum, altera fabulas ut quo. Atqui causae gloriatur ius te, id agam omnis evertitur eum. Affert laboramus repudiandae nec et. Inciderint efficiantur his ad. Eum no molestiae voluptatibus.

Some text to enable scrolling. Lorem ipsum dolor sit amet, illum definitiones no quo, maluisset concludaturque et eum, altera fabulas ut quo. Atqui causae gloriatur ius te, id agam omnis evertitur eum. Affert laboramus repudiandae nec et. Inciderint efficiantur his ad. Eum no molestiae voluptatibus.

Some text to enable scrolling. Lorem ipsum dolor sit amet, illum definitiones no quo, maluisset concludaturque et eum, altera fabulas ut quo. Atqui causae gloriatur ius te, id agam omnis evertitur eum. Affert laboramus repudiandae nec et. Inciderint efficiantur his ad. Eum no molestiae voluptatibus.

Some text to enable scrolling. Lorem ipsum dolor sit amet, illum definitiones no quo, maluisset concludaturque et eum, altera fabulas ut quo. Atqui causae gloriatur ius te, id agam omnis evertitur eum. Affert laboramus repudiandae nec et. Inciderint efficiantur his ad. Eum no molestiae voluptatibus.

Note: Internet Explorer sticky positioning() .
Safari -webkit- 가 ().
sticky positioning() top, right, bottom left

Responsive Topnav

```
body {margin: 0;} ul.topnav { list-style-type: none; margin: 0; padding: 0; overflow: hidden; background-color: #333; } ul.topnav li {float: left;} ul.topnav li a { color: white; display: block; text-align: center; padding: 14px 16px; text-decoration: none; } ul.topnav li a:hover:not(.active) {background-color: #111;} ul.topnav li a.active {background-color: #4caf50;} ul.topnav li.right {float: right;} @media screen and (max-width: 600px) { ul.topnav li.right, ul.topnav li {float: none;} }
```

- [Home](#)
- [News](#)
- [Contact](#)
- [About](#)

Responsive Topnav Example

This example use media queries to stack the topnav vertically when the screen size is 600px or less.

You will learn more about media queries and responsive web design later in our CSS Tutorial.

Resize the browser window to see the effect.

Responsive Sidenav

```
body {margin: 0;} ul.sidenav { list-style-type: none; margin: 0; padding: 0; width: 25%; background-color: #f1f1f1; position: fixed; height: 100%; overflow: auto; } ul.sidenav li a { display: block; color: #000; padding: 8px 16px; text-decoration: none; } ul.sidenav li a.active { background-color: #4caf50; color: white; } ul.sidenav li a:hover:not(.active) { background-color: #555; color: white; } div.content { margin-left: 25%; padding: 1px 16px; height: 1000px; } @media screen and (max-width: 900px) { ul.sidenav { width: 100%; height: auto; position: relative; } ul.sidenav li a { float: left; padding: 15px; } div.content { margin-left: 0; } } @media screen and (max-width: 400px) { ul.sidenav li a { text-align: center; float: none; } }
```

- [Home](#)
- [News](#)
- [Contact](#)
- [About](#)

Responsive Sidenav Example

This example use media queries to transform the sidenav to a top navigation bar when the screen size is 900px or less.

We have also added a media query for screens that are 400px or less, which will vertically stack and center the navigation links.

You will learn more about media queries and responsive web design later in our css Tutorial.

Resize the browser window to see the effect.

Dropdown Navbar

가 .

, [CSS](#), [Horizontal](#), [Navbar](#)

From: <http://125.132.25.164/dokuwiki/> -

. - 2023.12

Permanent link: http://125.132.25.164/dokuwiki/doku.php?id=wiki:css:css_note:css_horizontal_navbar&rev=1617146451

Last update: **2022/03/10 19:52**

