

# Bootstrap Text/Typography

- description : Bootstrap Text/Typography
- author :
- email : shlim@repia.com
- lastupdate : 2021-03-24

## Bootstrap's Default Settings

14px , 1.428 .

`<body>` (`<p>`) .

`<p>` ( 10px) (bottom margin)

## Bootstrap vs. Browser Defaults

Bootstrap HTML .

**`<h1>` ~ `<h6>`**

Bootstrap HTML (`<h1>` ~ `<h6>`) .

Bootstrap heading

# h1 Bootstrap heading (36px)

## h2 Bootstrap heading (30px)

### h3 Bootstrap heading (24px)

#### h4 Bootstrap heading (18px)

## **h5 Bootstrap heading (14px)**

## **h6 Bootstrap heading (12px)**

### **<small>**

Bootstrap , HTML <small>

가

Bootstrap heading

## **Lighter, Secondary Text**

The small element is used to create a lighter, secondary text in any heading:

### **h1 heading secondary text**

### **h2 heading secondary text**

### **h3 heading secondary text**

### **h4 heading secondary text**

### **h5 heading secondary text**

### **h6 heading secondary text**

### **<mark>**

Bootstrap HTML <mark>

## **Hightlight Text**

Use the mark element to **highlight** text.

### **<abbr>**

Bootstrap HTML <abbr>

# Abbreviations

The abbr element is used to mark up an abbreviation or acronym:

The WHO was founded in 1948.

## <blockquote>

Bootstrap HTML <blockquote>

# Blockquotes

The blockquote element is used to present content from another source:

For 50 years, WWF has been protecting the future of nature. The world's leading conservation organization, WWF works in 100 countries and is supported by 1.2 million members in the United States and close to 5 million globally.

From WWF's website

(the quote) , .blockquote - reverse

# Blockquotes

To show the quote on the right, use **the class .blockquote-reverse**:

For 50 years, WWF has been protecting the future of nature. The world's leading conservation organization, WWF works in 100 countries and is supported by 1.2 million members in the United States and close to 5 million globally.

From WWF's website

## <dl>

Bootstrap HTML <dl>  
dl = description list

# Description Lists

The dl element indicates a description list:

Coffee  
- black hot drink  
Milk  
- white cold drink

## <code>

Bootstrap HTML <code>

# Code Snippets

Inline snippets of code should be embedded in the code element:

The following HTML elements: span, section, and div defines a section in a document.

## <kbd>

Bootstrap HTML <kbd>  
kbd = KeyBoarD

# Keyboard Inputs

To indicate input that is typically entered via the keyboard, use the kbd element:

Use `ctrl + p` to open the Print dialog box.

## <pre>

Bootstrap HTML <pre>  
<pre>

가

# Multiple Code Lines

For multiple lines of code, use the pre element:

```
Text in a pre element
is displayed in a fixed-width
font, and it preserves
both spaces and
line breaks.
```

## contextual Colors and Backgrounds

“ ”

(contextual classes)

**contextual :** ( ) , [ ]

text-muted, text-primary, text-success, text-info, text-warning, text-danger:

## Contextual Colors

Use the Contextual classes to provide "meaning through colors"

This text is muted.

This text is important.

This text indicates success.

This text represents some information.

This text represents a warning

This text represents danger.

.bg-primary, bg-success, bg-info, bg-warning, bg-danger:

# Contextual Background Colors

Use the contextual background classes to provide "meaning through colors":

This text is important.

This text indicates success.

This text represents some information.

This text represents a warning.

This text represents danger.

## More Typography Classes

Bootstrap

가

HTML

가

.

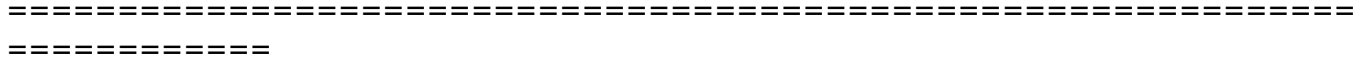
| Class                   | Description   |
|-------------------------|---|
| <b>.lead</b>            | .   |
| <b>.small</b>           |   |
| <b>.text-left</b>       | .   |
| <b>.text-center</b>     | .   |
| <b>.text-right</b>      | .   |
| <b>.text-justify</b>    | .   |
| <b>.text-nowrap</b>     | .   |
| <b>.text-lowercase</b>  |   |
| <b>.text-uppercase</b>  | .   |
| <b>.text-capitalize</b> | .   |
| <b>.initialism</b>      | <b>&lt;abbr&gt;</b>   |
| <b>.list-unstyled</b>   | ). ( <b>&lt;ul&gt;</b> <b>&lt;ol&gt;</b> )  |
| <b>.list-inline</b>     | .   |
| <b>.dl-horizontal</b>   | <b>&lt;dl&gt;</b> ( <b>&lt;dt&gt;</b> ) ( <b>&lt;dd&gt;</b> ) . <b>&lt;dl&gt;</b> |
| <b>.pre-scrollable</b>  | <b>&lt;pre&gt;</b> 가 . <b>y</b> .   |

# Typography

Use the **.lead class** to make a paragraph "stand out":

This paragraph stands out.

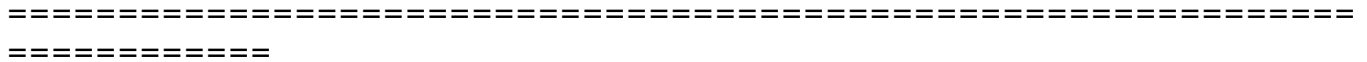
This paragraph is regular.



Use the **.small class** to make the text smaller:

This paragraph smaller.

This paragraph is regular.

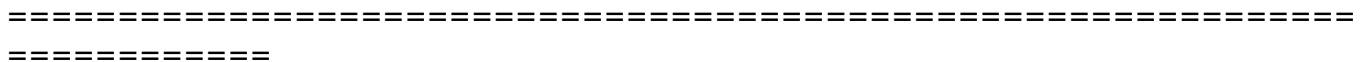


left-aligned text.

right-aligned text.

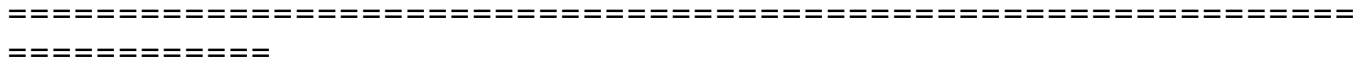
center-aligned text.

Justified text. Justified text. Justified text. Justified text. Justified text. Justified text.



No wrap text. No wrap text. No wrap text. No wrap text. No wrap text. No wrap text.

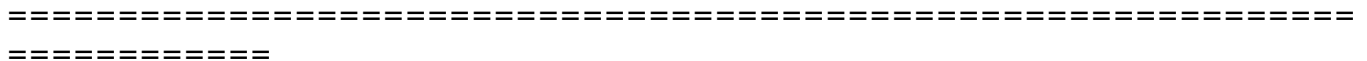
**Tip:** Try to resize the browser window to see the behavior of justify and nowrap.



LoWercAsed text

Uppercased text

capitlized text



The WHO was founded in 1948. (normal abbr)

The WHO was founded in 1948. (slightly smaller abbr)

=====

The **.list-unstyled** removes the default list-style and left wmargin on list items (immediate children only):

- Coffee
- Tea
  - Black tea
  - Green tea
- Milk

=====

The class **.list-inline** places all list items on a single line:

- Espresso
- Dolce Latte
- Cold Brew

=====

Use the **.dl-horizontal class** line up the description list side-by-side when the browser window expands:

Coffee  
    black hot drink

Milk  
    White Cold Drink

=====

For multiple lines of code, use the pre element:

```
Text in a pre element
    is displayed in a fixed-width
    font, and it preserves
    both      spaces and
    line breaks.
```

If you add the **.pre-scrollable** class, the pre element gets a max-height of 350px and provides a y-axis scrollbar:

```
Text in a pre element
  is displayed in a fixed-width
  font, and it preserves
  both      spaces and
  line breaks.
```

, [Bootstrap](#), [Text/Typography](#)

From:

<http://125.132.25.164/dokuwiki/> -

. - 2023.12

Permanent link:

[http://125.132.25.164/dokuwiki/doku.php?id=wiki:bootstrap:bootstrap\\_note:bs\\_typography&rev=1616564883](http://125.132.25.164/dokuwiki/doku.php?id=wiki:bootstrap:bootstrap_note:bs_typography&rev=1616564883)

Last update: **2022/03/10 19:52**

