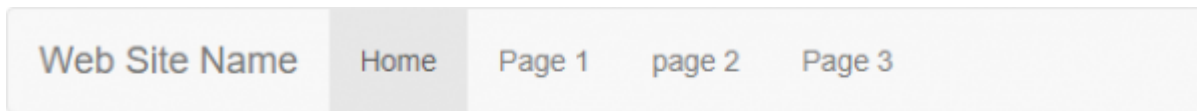


Bootstrap Navigation Bar

- description : Bootstrap Navigation Bar
- author :
- email : shlim@repia.com
- lastupdate : 2021-03-29

Navigation Bars



Basic Navbar Example

A navigation bar is a navigation header that is placed at the top of the page.

Bootstrap

```
<nav class = "navbar navbar-default">
```

가

Web Site Name

- Home
- Page 1
- page 2
- Page 3

Basic Navbar Example

A navigation bar is a navigation header that is placed at the top of the page.

Note:

(())

Inverted navigation Bar

, Bootstrap

navbar

.navbar-default

navbar-inverse

Web Site Name

- Home
- Page 1
- page 2
- Page 3

Basic Navbar Example

A navigation bar is a navigation header that is placed at the top of the page.

Result



Navigation Bar With Dropdown



“ 1 ”

가

WebSiteName

- Home
- Page 1
 - Page 1-1
 - Page 1-2
 - Page 1-3
- Page 2
- Page 3

Navbar With Dropdown

This exmmple add a dropdown menu for the "Page 1<" button in the navigation bar./jp>

Right Aligned Navigation Bar



Right Aligned Navbar

The .navbar-right class is used to right-align navigation bar buttons.

.navbar-right

“ (Sign Up)” “ (Login)”
 (glyphicon) 가 .

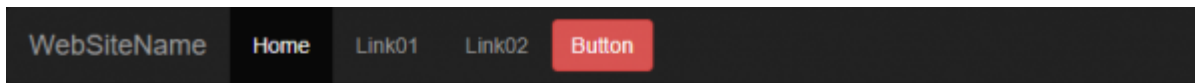
WebSiteName

- Home
- Page 1
 - Page 1-1
 - Page 1-2
 - Page 1-3
- Page 2
- sign Up
- Login

Right Aligned Navbar

The .navbar-right class is used to right-align navigation bar buttons.

Navbar Buttons



Navbar Button

Use the `Navbar-btn` class on a button to vertically align (same padding as links) it inside the navbar.

가 , `.navbar-btn` 가 .

[WebSiteName](#)

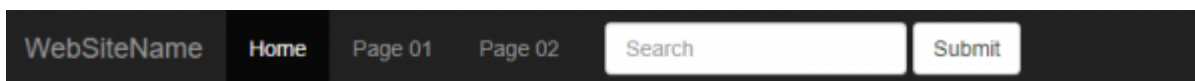
- [Home](#)
- [Link01](#)
- [Link02](#)

Button

Navbar Button

Use the `Navbar-btn` class on a button to vertically align (same padding as links) it inside the navbar.

Navbar Forms



Navbar Forms

Use the `.navbar-form` class to vertically align form elements (same padding as links) inside the navbar.

navbar (form element) 가 ,
`.navbar-form` 가 (input) 가 .
div `.form-group` 가 .
가 .

[WebSiteName](#)

- [Home](#)
- [Page 01](#)

- [Page 02](#)

Submit

Navbar Forms

Use the `.navbar-form` class to vertically align form elements (same padding as links) inside the navbar.

`.input-group` `.input-group-addon` ,

Bootstrap Inputs

WebSiteName

- [Home](#)
- [Page 1](#)
- [Page 2](#)

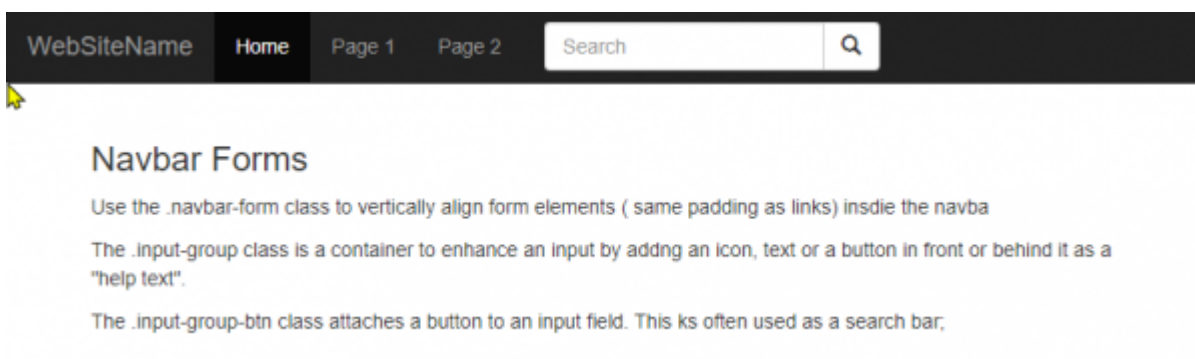
Navbar Forms

Use the `.navbar-form` class to vertically align form elements (same padding as links) inside the navba

The `.input-group` class is a container to enhance an input by adding an icon, text or a button in front or behind it as a "help text".

The `.input-group-btn` class attaches a button to an input field. This ks often used as a search bar;

Result



Navbar Text

`.navbar-text`

, 가 navbar

().

- [Link](#)
- [Link](#)

Some text

Navbar Text

Use the `.navbar-text` class to vertical align any elements inside the navbar that are not links.(ensures proper padding).

Result



Navbar Text

Use the `.navbar-text` class to vertical align any elements inside the navbar that are not links.(ensures proper padding).

Fixed Navigation Bar

`.navbar-fixed-top`

가

, [Bootstrap](#), [Navbar](#), [Navigation](#), [bar](#)

From: <http://125.132.25.164/dokuwiki/> -

. - 2023.12

Permanent link: http://125.132.25.164/dokuwiki/doku.php?id=wiki:bootstrap:bootstrap_note:bs_navbars&rev=1617000258

Last update: **2022/03/10 19:52**

