

Nexus

- description : nexus
- author : heon
- email : khlee@repia.com
- lastupdate : 2023-09-22

Nexus

```
* IP: 125.132.25.172
* PORT: 8081
*      : /opt/nexus
* admin : admin / repia12#$
```

Nexus ?

- Nexus Repository .
- dependency , local nexus(cache)
- , local nexus

- [IBM Nexus](#)

1.

opt

```
sudo mkdir -p /opt/nexus
cd /opt/nexus
```

tar

```
sudo wget https://download.sonatype.com/nexus/3/latest-unix.tar.gz
sudo tar -xvzf latest-unix.tar.gz
```

Nexus

Nexus systemd

```
sudo vi /etc/systemd/system/nexus.service
```

가

```
[Unit]
Description=Nexus Repository Manager
After=network.target

[Service]
Type=forking
ExecStart=/opt/nexus/nexus-3.x.x-xx/bin/nexus start
ExecStop=/opt/nexus/nexus-3.x.x-xx/bin/nexus stop
User=nexus
Restart=on-abort

[Install]
WantedBy=multi-user.target
```

/opt/nexus/nexus-3.x.x-xx/ Nexus
User Nexus

Nexus

```
sudo useradd -M -r -s /sbin/nologin nexus
sudo chown -R nexus:nexus /opt/nexus
```

```
sudo systemctl start nexus
sudo systemctl enable nexus
```

Nexus가

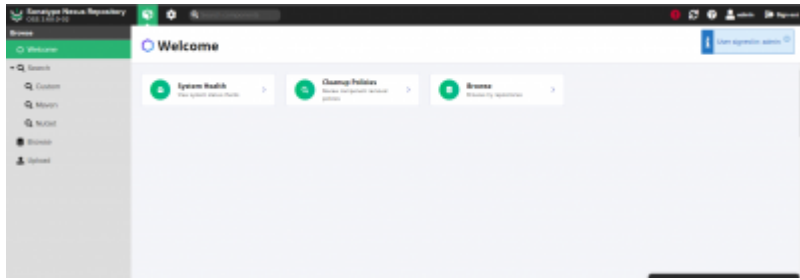
```
sudo tail -f /opt/nexus/sonatype-work/nexus3/log/wrapper.log
```

URL Nexus

```
http://125.132.25.172:8081/
```

Nexus port 8081

Nexus



2.

nexus-data/admin.password

: admin

* Nexus

3.17.0

admin123

Please choose a password for the admin user 2 of 4

New password:

Confirm password:

Configure Anonymous Access 3 of 4

Enable anonymous access means that by default, users can search, browse and download components from repositories without credentials. Please **consider the security implications for your organization**.

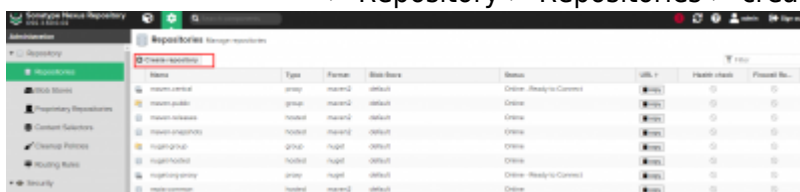
Disable anonymous access should be chosen with care, as it **will require credentials for all** users and/or build tools.

[More information](#)

Enable anonymous access
 Disable anonymous access

3.

> Repository > Repositories > create repository

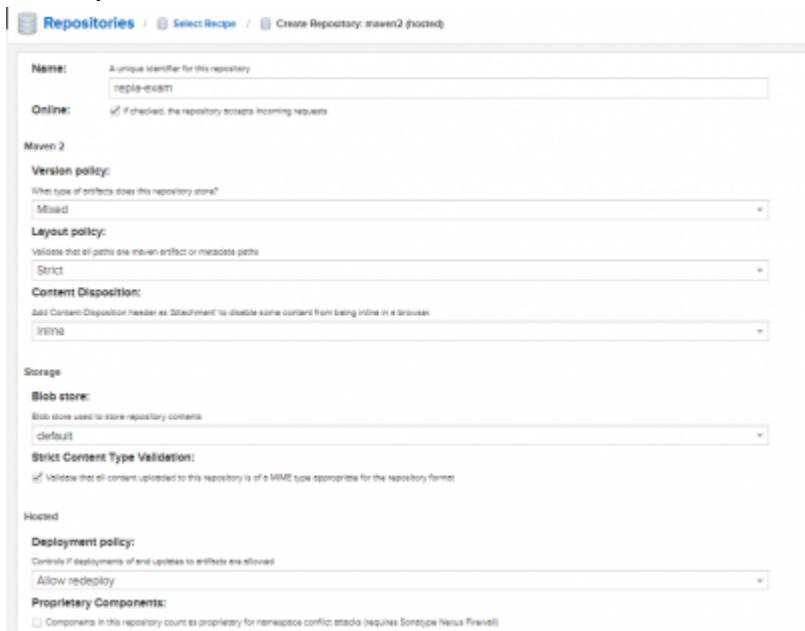


maven2(hosted)



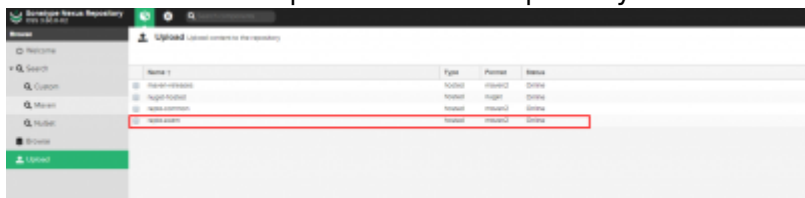
```
* proxy:
* group:
* hosted: nexus
  hosted
```

repository
* Version.Policy

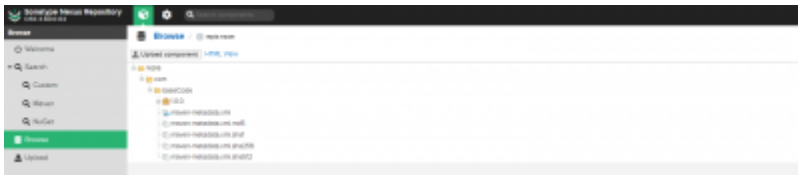


4.
* Nexus
* pom.xml repository ref > Nexus
Spring Maven

> Upload > repository



repository



5. build.gradle

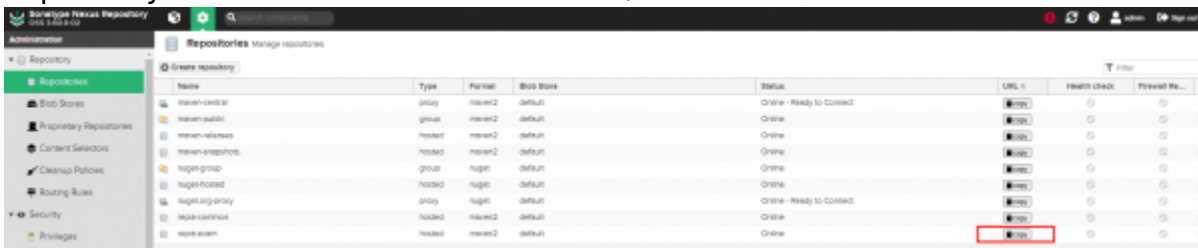
build.gradle

```

repositories {
    maven {
        url "repository url"
        credentials {
            username 'your-username'
            password 'your-password'
        }
    }
}
dependencies {
    implementation group: 'your-group-id', name: 'your-artifact-id',
    version: 'version'
}

```

repository url 가



Tip

- Nexus Repository Ref > Nexus Repository

Troubleshooting

- [FileDescriptors](#) 가

Ref

- [Nexus Repository](#)
- [Nexus Spring Maven](#)

heon, nexus,

From:

<http://125.132.25.164/dokuwiki/> -
2023.12

Permanent link:

<http://125.132.25.164/dokuwiki/doku.php?id=wiki:3party:nexus&rev=1695357298>

Last update: **2023/09/22 13:34**

