

Jenkins

- description : jenkins
- author :
- email : hylee@repia.com
- lastupdate : 2020-06-10

Jenkins

Jenkins ?

- (Jenkins) (CI : continuous integration)
- .
- Git 가 .
- CI/CD (SpotBugs, ...) 가
-

1.

Jenkins download

Past Releases

Tip : ex) 2.50, 2.100 2.100 . (가)
 Tip : jenkins 2.54 8 .



2.

search

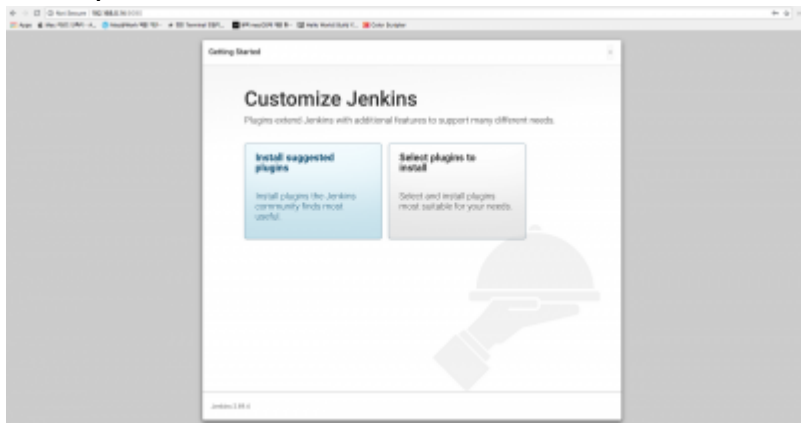
./jenkins.sh

가 search가

가

```
vi /home/search/.jenkins/secrets/initialAdminPassword
```

Administrator password



suggested

Tip :

false

jenkins

4. (svn + war)



Jenkins >

새로운 Item

사람

빌드 기록

Jenkins 관리

Credentials

Terminal

New View

빌드 대기 목록

빌드 대기 항목이 없습니다.

빌드 실행 상태

1 대기 중

2 대기 중

Item



Enter an Item name

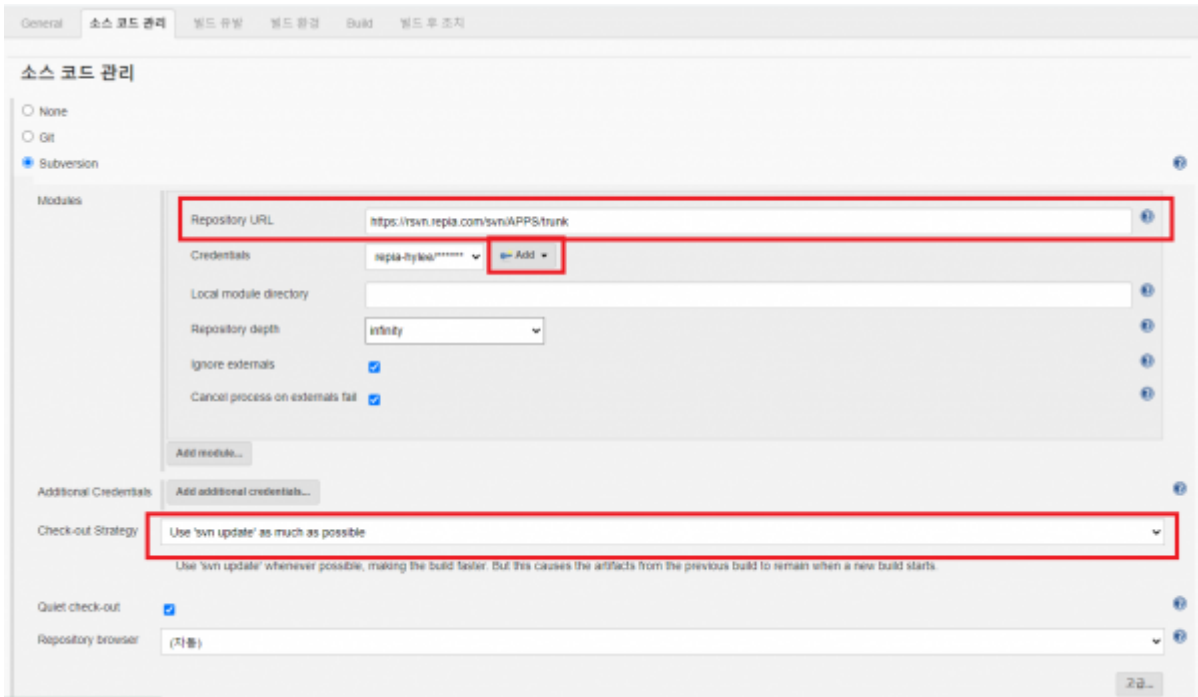
* Required field

- Freestyle project**
이것은 Jenkins의 주요 기능입니다. Jenkins은 이 빌드 시스템과 어떤 SCM(항상관리)으로 푸인 당신의 프로젝트를 빌드할 것이고, 스크립트와 빌드보다 다른 어떤 것에 자주 사용할 수 있습니다.
- Pipeline**
Orchestrates long-running activities that can span multiple build agents. Suitable for building pipelines (formerly known as workflows) and/or organizing complex activities that do not easily fit in free-style job type.
- External Job**
이 유형의 작업은 원격에서 Jenkins 프루에서 원격하는 프로세스의 실행을 기록하는 것을 허용합니다. 그렇게 설계되어서, 기존의 자동 시스템의 대안으로서 Jenkins를 사용할 수 있습니다.
- Multi-configuration project**
다양한 환경에서의 테스트, 릴리스, 구성, 기타 응용 작업. 다수의 서로 다른 환경설정이 필요한 프로젝트에 적합함.
- Folder**
Creates a container that stores nested items in it. Useful for grouping things together. Unlike view, which is just a filter, a folder creates a separate namespace, so you can have multiple things of the same name as long as they are in different folders.
- GitHub Organization**
Scans a GitHub organization (or user account) for all repositories matching some defined markers.
- Multibranch Pipeline**
Creates a set of Pipeline projects according to detected branches in one SCM repository.

If you want to create a new item from other existing, you can use this option

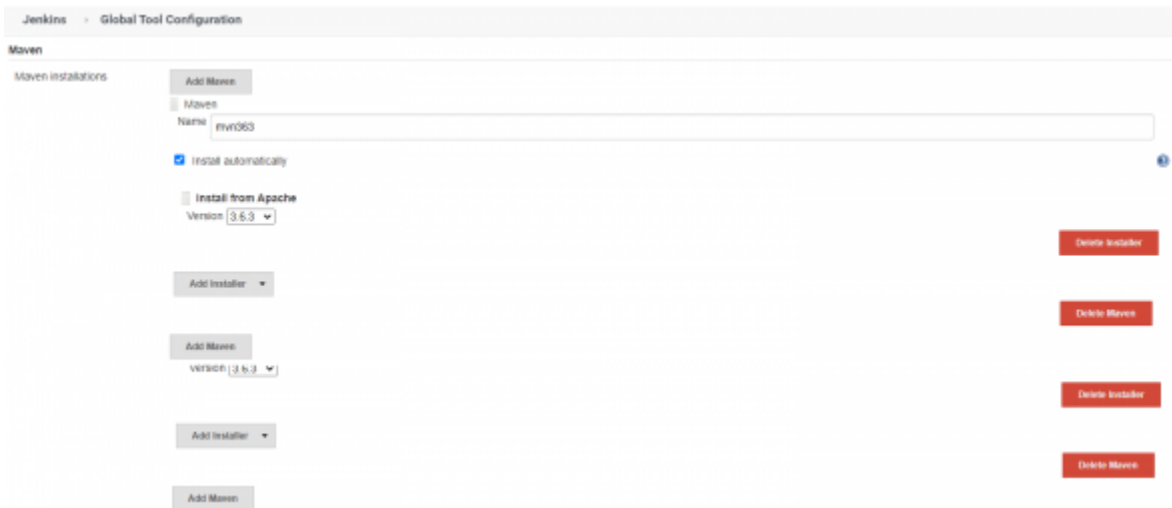
Copy from

Item name Freestyle project



Credentials Add
 Tip : Repository URL Apps Url (eclips Url) /trunk

Jenkins > Jenkins > Global Tool Configuration 가 maven



Item



Maven Version :
 Goals : clean install

5.

5-1. jenkins

4. Add build step Execute shell Command가

jenkins
.war .sh

5-2. jenkins

5.1 jenkins

Send build artifacts over SSH

Send build artifacts over SSH가 Publish Over SSH Plugin

Plugin 가 Jenkins > 가 SSH Servers가

.(Apps)

SSH Servers

- SSH Server Name: apps.repla.com
- Hostname: 192.168.10.117
- Username: www
- Remote Directory: /NAS_APPS/tomcat-instance/apps.repla.com/webapps/ROOT
- Use password authentication, or use a different key
- Passphrase / Password: Concealed [Change Password]
- Path to key: []
- Key: []
- Jump host: []
- Port: 10202
- Timeout (ms): 300000
- Disable exec:
- Proxy type: []
- Proxy host: []

Item

빌드 후 조치

Send build artifacts over SSH

- SSH Publishers
- SSH Server Name: apps.repla.com
- Transfers
- Transfer Set
- Source files: **/*.war
- Remove prefix: */stuck/target
- Remote directory: []
- Exec command: /NAS_APPS/tomcat-instance/apps.repla.com/deploy/jenkins_deploy.sh apps-1.0.0.war
- All of the transfer fields (except for Exec timeout) support substitution of [Jenkins environment variables](#)
- Add Transfer Set
- Add Server

```

Remove prefix :          ROOT          ROOT/trunk/target/apps-1.0.0.war가 .
Exec command :          bash          .

```

Tip

Troubleshooting

Ref

- [CentOS 7 Jenkins](#) ::
 - [Jenkins](#) 가
 - [CentOS 6 Jenkins](#) SVN + Spring Maven
 - [CI -](#) (SSH)
 - [\(Jenkins\)](#) (Remote)
 - [Cannot run program "mvn" error=2, No such file or directory](#)
- , jenkins

From:
<http://125.132.25.164/dokuwiki/> -
 2023.12

Permanent link:
<http://125.132.25.164/dokuwiki/doku.php?id=wiki:3party:jenkins&rev=1671153917>

Last update: **2022/12/16 10:25**

